

Date: 18<sup>th</sup> July, 2016

**National Stock  
Exchange of India Ltd  
Exchange Plaza,  
Bandra-Kurla Complex,  
Bandra (East)  
Mumbai - 400 051**

**The Delhi Stock  
Exchange Association  
Ltd.  
D.S.E. House,  
Turkman Gate,  
3/1, Asaf Ali Road,  
New Delhi - 110 002**

**BSE Limited  
25<sup>th</sup> Floor,  
P. J. Towers,  
Dalal Street,  
Mumbai - 400 001**

Dear Sir,

Sub: Submission of Shareholding Pattern for the quarter ended on 30.06.2016

We are enclosing herewith Shareholding Pattern of the Company under Regulation 31 of SEBI (Listing Obligations and Disclosure Requirements) Regulations, 2015 for the quarter ended the 30<sup>th</sup> June, 2016 (Marked as **Annexure-A**)

Further please note that 15,69,015 (0.996%) number of Equity shares held by M/s Chiranjiv Investments Private Limited, {Part of Promoters/Promoter group of the Company}, are pledged with M/s. Anand Rathi Global Private Limited, by way of transfer.

Kindly acknowledge receipt.

Thanking you,

Yours faithfully,  
for **Ansals Properties & Infrastructure Ltd.**

  
(**Abdul Sami**)  
**Company Secretary**




Encl: as above.

**Shareholding Pattern under Regulation 31 of SEBI (Listing Obligations and Disclosure Requirements) Regulations, 2015**

1	Name of Listed Entity: Ansal Properties & Infrastructure Limited
2	Scrip Code/Name of Scrip/Class of Security: BSE: 500013; NSE: ANSALAPI; Equity Share
3	Share Holding Pattern Filed under: Reg. 31(1)(b) for the Quarter - 30.06.2016
a.	If under 31(1)(b) then indicate the report for Quarter ending 30th June, 2016
b.	If under 31(1)(c) then indicate date of allotment/extinguishment
4	Declaration: The Listed entity is required to submit the following declaration to the extent of submission of information:-

Particulars	Yes*	No*
1 Whether the Listed Entity has issued any partly paid up shares?		No
2 Whether the Listed Entity has issued any Convertible Securities or Warrants?		No
3 Whether the Listed Entity has any shares against which depository receipts are issued?		No
4 Whether the Listed Entity has any shares in locked-in?		No
5 Whether any shares held by promoters are pledged or otherwise encumbered?	Yes	


\* If the Listed Entity selects the option 'No' for the questions above, the columns for the partly paid up shares, Outstanding Convertible Securities/Warrants, depository receipts, locked-in shares, No of shares pledged or otherwise encumbered by promoters, as applicable, shall not be displayed at the time of dissemination on the Stock Exchange website. Also wherever there is 'No' declared by Listed Entity in above table the values will be considered as 'Zero' by default on submission of the format of holding of specified securities.



**Ansal Properties & Infrastructure Limited**

**Table I - Summary Statement holding of specified securities**


Category	Category of shareholder	Number of shareholders	No. of fully paid up equity shares held	No. of partly paid-up equity shares held	No. of shares underlying Depository Receipts	Total nos. shares held	Shareholding as a % of total no. of shares (calculated as per SCRR, 1957)	Number of Voting Rights held in each class of securities			No. of Shares Underlying Outstanding convertible securities (including share capital)	Shareholding as a % assuming full conversion of convertible securities (as a percentage of diluted share capital)	Number of Locked in shares		Number of Shares pledged or otherwise encumbered		Number of equity shares held in dematerialised form
								No of Voting Rights	Class: Equity	Class: NA			Total	No. (a)	As a % of total Shares held(b)	No. (a)	
(I)	(II)	(III)	(IV)	(V)	(VI)	(VII) = (IV)+(V)+(VI)	(VIII) As a % of (A+B+C2)	(IX)	(X)	(XI) = (VII)+(X)	(XII)	(XIII)	(XIV)				
(A)	Promoter & Promoter Group	19	77244500	0	0	77244500	49.0738	77244500	0	77244500	49.0738	0	0.0000	71619828	92.7183	77244500	
(B)	Public	43128	80160376	0	0	80160376	50.9262	80160376	0	80160376	50.9262	0	0.0000	NA	NA	78866835	
(C)	Non Promoter - Non Public								0			0	0.0000	NA	NA		
(C1)	Shares Underlying DRs	0	0	0	0	0	0.0000	0	0	0.0000	0.0000	0	0.0000	NA	NA	0	
(C2)	Shares Held By Employee Trust	0	0	0	0	0	0.0000	0	0	0.0000	0.0000	0	0.0000	NA	NA	0	
	Total	43147	157404876	0	0	157404876	100.0000	157404876	0	157404876	100.0000	0	0.0000	71619828	45.5003	156111335	



**Ansal Properties & Infrastructure Limited**

**Table II - Statement showing shareholding pattern of the Promoter and Promoter Group**


Category & Name of the shareholders	PAN	(i)	(ii)	(iii)	(iv)	(v)	(vi)	No. of shares underlying Depository Receipts	Total nos. shares held (VII) = (IV)+(V)+(VI)	Shareholding % calculated as per SCRR, 1957 As a % of (A+B+C2)	Number of Voting Rights held in each class of securities			No. of Shares Underlying Outstanding convertible securities (including percentage)	Shareholding % as a % of full conversion of convertible securities as a percentage (XII) = (VII)+(X) As a % of (XIII)	Number of Locked in shares		Number of Shares pledged or otherwise encumbered		Number of equity shares held in dematerialised form		
											No of Voting Rights	Class: Equity	Class: NA			Total	No. (a)	As a % of total Shares held(b)	No. (a)		As a % of total Shares held(b)	
1																						
(a)																						
Indian Individuals / Hindu Undivided Family																						
Shri Sushil Ansal	AAAP3042Q	9	50841099	0	0	0	50841099	0	50841099	32.2996	0	0	0	32.2996	0	0.0000	0	0.0000	46120194	90.7144	50841099	
Shri Pranav Ansal	AAAP2481M	2	14340225	0	0	0	14340225	0	14340225	9.1104	0	0	0	9.1104	0	0.0000	0	0.0000	13632220	95.0628	14340225	
Smt Kusum Ansal	AAAP2481M	1	7971850	0	0	0	7971850	0	7971850	5.0646	0	0	0	5.0646	0	0.0000	0	0.0000	7971850	100.0000	7971850	
Shri Anushka Ansal	AAAP2481M	1	8642223	0	0	0	8642223	0	8642223	5.4904	0	0	0	5.4904	0	0.0000	0	0.0000	8642223	100.0000	8642223	
Km Anushka Ansal U/g Shri Pranav Ansal	AAAP2481M	1	1589900	0	0	0	1589900	0	1589900	1.0100	0	0	0	1.0100	0	0.0000	0	0.0000	0	0.0000	1589900	
Pranav Ansal (HUF)	AAAP2481M	1	1731000	0	0	0	1731000	0	1731000	1.0997	0	0	0	1.0997	0	0.0000	0	0.0000	631000	36.4529	1731000	
Smt Shreeta Ansal	AAAP2481M	1	7110101	0	0	0	7110101	0	7110101	4.5171	0	0	0	4.5171	0	0.0000	0	0.0000	7110101	100.0000	7110101	
Sushil Ansal (HUF)	AAAP2481M	1	5882800	0	0	0	5882800	0	5882800	3.7374	0	0	0	3.7374	0	0.0000	0	0.0000	5882800	100.0000	5882800	
Central Government / State Government(s)		0	3573000	0	0	0	3573000	0	3573000	2.2699	0	0	0	2.2699	0	0.0000	0	0.0000	2250000	62.723	3573000	
Financial Institutions / Banks		0	0	0	0	0	0	0	0	0.0000	0	0	0	0.0000	0	0.0000	0	0.0000	0	0.0000	0	
Any Other (Specify)		0	0	0	0	0	0	0	0	0.0000	0	0	0	0.0000	0	0.0000	0	0.0000	0	0.0000	0	
(b)																						
(c)																						
(d)																						
Bodies Corporate		20	26403401	0	0	0	26403401	0	26403401	16.7742	0	0	0	16.7742	0	0.0000	0	0.0000	25499634	96.5771	26403401	
Apna Ghar Properties Pvt Ltd	AAAC9938L	10	26403401	0	0	0	26403401	0	26403401	16.7742	0	0	0	16.7742	0	0.0000	0	0.0000	25499634	96.5771	26403401	
Chiranjiv Investment Pvt Ltd	AAAC5037G	1	8340764	0	0	0	8340764	0	8340764	5.2989	0	0	0	5.2989	0	0.0000	0	0.0000	8340764	100.0000	8340764	
Amba Bhawani Properties Pvt Ltd	AAAC9952G	2	5981267	0	0	0	5981267	0	5981267	3.7999	0	0	0	3.7999	0	0.0000	0	0.0000	5200000	85.9381	5981267	
Prime Maxi Promotion Services Private Ltd	AAAC96716D	1	1997800	0	0	0	1997800	0	1997800	1.2692	0	0	0	1.2692	0	0.0000	0	0.0000	1997800	100.0000	1997800	
Sithir Housing & Construction (P) Ltd.	AAAC57647F	1	1693200	0	0	0	1693200	0	1693200	1.0757	0	0	0	1.0757	0	0.0000	0	0.0000	1693200	100.0000	1693200	
New Line Properties & Consultants (P) Ltd.	AAACN3701C	1	757570	0	0	0	757570	0	757570	0.4813	0	0	0	0.4813	0	0.0000	0	0.0000	675570	89.1759	757570	
Delhi Towers And Estates Pvt.Ltd.	AAACD0208Q	1	92300	0	0	0	92300	0	92300	0.0586	0	0	0	0.0586	0	0.0000	0	0.0000	92300	100.0000	92300	
Orchid Realtech Private Limited	AAAC01850G	1	30000	0	0	0	30000	0	30000	0.0191	0	0	0	0.0191	0	0.0000	0	0.0000	0	0.0000	30000	
Skv Scrapper Infraprojects Pvt Ltd	AAACSS940G	1	10500	0	0	0	10500	0	10500	0.0067	0	0	0	0.0067	0	0.0000	0	0.0000	0	0.0000	10500	
Sub Total (A)(1)		19	77244500	0	0	0	77244500	0	77244500	49.0738	0	0	0	49.0738	0	0.0000	0	0.0000	71619828	92.7184	77244500	
Foreign																						
(a)																						
(b)																						
(c)																						
(d)																						
(e)																						
Total Shareholding Of Promoter And Promoter Group (A) = (A)(1)+(A)(2)		19	77244500	0	0	0	77244500	0	77244500	49.0738	0	0	0	49.0738	0	0.0000	0	0.0000	71619828	92.7184	77244500	




**Ansal Properties & Infrastructure Limited**

**Table III - Statement showing shareholding pattern of the Public shareholder**

Category & Name of the shareholders	PAN	Nos. of shareholder	No. of fully paid up equity shares held	Partly paid-up equity shares held	No. of shares underlying Depository Receipts	Total nos. shares held (V)+(VI)+(VII)	Shareholding % calculated as per SCRR, 1957 As a % of (A+B+C2)	Number of Voting Rights held in each class of securities		No. of Shares Underlying Outstanding convertible securities (including percentage)	Shareholding % as a % of full conversion of convertible securities as a percentage (XII) = (VII)+(X) As a % of (XIII)	Number of Locked in shares	Number of Shares pledged or otherwise encumbered	Number of equity shares held in dematerialised form
								No of Voting Rights	As a % of total Shares held(b)					
(i)	(ii)	(iii)	(iv)	(v)	(vi)	(vii)	(viii)	(ix)	(x)	(xi)	(xii)	(xiii)	(xiv)	
1														
(a) Mutual Fund		2	2600	0	0	2600	0.0017	0	0.0017	0	0.0017	0	0.0000	NA
(b) Venture Capital Funds		0	0	0	0	0	0.0000	0	0.0000	0	0.0000	0	0.0000	NA
(c) Alternate Investment Funds		0	0	0	0	0	0.0000	0	0.0000	0	0.0000	0	0.0000	NA
Foreign Venture Capital Investors		0	0	0	0	0	0.0000	0	0.0000	0	0.0000	0	0.0000	NA
(d) Foreign Portfolio Investor		11	18005050	0	0	18005050	11.4387	0	11.4387	0	0.0000	0	0.0000	NA
(e) Nomura Singapore Limited	AADCN2750N		5587359	0	0	5587359	3.5497	0	3.5497	0	0.0000	0	0.0000	NA
Polis Global Fund	AAHCP21682K		4028797	0	0	4028797	2.5595	0	2.5595	0	0.0000	0	0.0000	NA
Qvt Mauritius West Fund	AAACQ1738I		3314224	0	0	3314224	2.1055	0	2.1055	0	0.0000	0	0.0000	NA
Deutsche Securities Mauritius Limited	AABCD9580C		1701334	0	0	1701334	1.0809	0	1.0809	0	0.0000	0	0.0000	NA
Db International (Asia) Ltd	AA8CB1383K		1698878	0	0	1698878	1.0799	0	1.0799	0	0.0000	0	0.0000	NA
Financial Institutions / Banks Insurance Companies		10	2168788	0	0	2168788	1.3778	0	1.3778	0	0.0000	0	0.0000	NA
(f) Life Insurance Corporation Of India	AAACL0582H		2292677	0	0	2292677	1.4565	0	1.4565	0	0.0000	0	0.0000	NA
(g) Provident Funds/ Pension Funds Any Other (Specify)		0	0	0	0	0	0.0000	0	0.0000	0	0.0000	0	0.0000	NA
(h) Sub Total (B)(1)		24	22469115	0	0	22469115	14.2747	0	14.2747	0	0.0000	0	0.0000	NA
Central Government/ State Government(s)/ President of India		0	0	0	0	0	0.0000	0	0.0000	0	0.0000	0	0.0000	NA
2														
(a) Sub Total (B)(2)		0	0	0	0	0	0.0000	0	0.0000	0	0.0000	0	0.0000	NA
3														
(a) Non-Institutions														
(i) Individuals														
holding nominal share capital up to Rs. 2 lakhs.		40997	18775983	0	0	18775983	11.9285	0	11.9285	0	0.0000	0	0.0000	NA
ii. Individual shareholders holding nominal share capital in excess of Rs. 2 lakhs.		88	17994522	0	0	17994522	11.4320	0	11.4320	0	0.0000	0	0.0000	NA
(b) NBFCs registered with RBI		0	0	0	0	0	0.0000	0	0.0000	0	0.0000	0	0.0000	NA
(c) Employee Trusts		0	0	0	0	0	0.0000	0	0.0000	0	0.0000	0	0.0000	NA
(d) Overseas Depositories(holding DRs) (balancing figure)		0	0	0	0	0	0.0000	0	0.0000	0	0.0000	0	0.0000	NA



(c)	Any Other (Specify)	2019	20920756	0	0	20920756	13.2910	20920756	0	0	20920756	13.2910	0	0	0.0000	NA	20920756
	Hindu Undivided Family	780	1428985	0	0	1428985	0.9078	1428985	0	0	1428985	0.9078	0	0	0.0000	NA	1428985
	Non Resident Indians (Non Respat)	106	159008	0	0	159008	0.1010	159008	0	0	159008	0.1010	0	0	0.0000	NA	159008
	Non Resident Indians (Respat)	346	952208	0	0	952208	0.6049	952208	0	0	952208	0.6049	0	0	0.0000	NA	952153
	Overseas Bodies Corporates	2	11	0	0	11	0.0000	11	0	0	11	0.0000	0	0	0.0000	NA	11
	Clearing Member	215	720736	0	0	720736	0.4579	720736	0	0	720736	0.4579	0	0	0.0000	NA	720736
	Bodies Corporate	570	17659808	0	0	17659808	11.2194	17659808	0	0	17659808	11.2194	0	0	0.0000	NA	17642558
	Profiteer Shares And Securities																
	Private Limited		5996222	0	0	5996222	3.8094	5996222	0	0	5996222	3.8094	0	0	0.0000	NA	5996222
	Sub Total (B){2}	43104	57691261	0	0	57691261	36.6515	57691261	0	0	57691261	36.6515	0	0	0.0000	NA	56406320
	Total Public Shareholding (B)= (B){1}+(B){2}+(B){3}	43128	80160376	0	0	80160376	50.9262	80160376	0	0	80160376	50.9262	0	0	0.0000	NA	78866835



**Ansal Properties & Infrastructure Limited**

**Table IV - Statement showing shareholding pattern of the Non Promoter- Non Public shareholder**

Category & Name of the shareholders	PAN	Nos. of shareholders	No. of fully paid up equity shares held	Partly paid-up equity shares held	No. of shares underlying Depository Receipts	Total nos. shares held	Shareholding % as per SCRR, 1957 As a % of (A+B+C2)	Number of Voting Rights held in each class of securities			No. of Shares Underlying Outstanding convertible securities (including as a % of (VII) As a % of (A+B+C2)	Shareholding, as a % assuming full conversion of convertible securities (including as a % of (VII)+(X) As a % of (A+B+C2)	Number of Locked in Shares		Number of Shares pledged or otherwise encumbered	Number of equity shares held in dematerialised form
								No of Voting Rights	Class: Equity	Class: NA			No. (b)	As a % of total Shares held(b)		
	(i)	(ii)	(iii)	(iv)	(v)	(vi) = (iv)+(v)+(vi)	(vii) As a % of (A+B+C2)	(ix)	(x)	(xi)	(xii)	(xiii)	(xiv)			
1 Custodian/DR Holder			0	0	0	0	0.0000	0	0	0	0.0000	0	0.0000	NA	0	
Employee Benefit Trust (under SEBI (Share based Employee Benefit) Regulations, 2014)			0	0	0	0	0.0000	0	0	0	0.0000	0	0.0000	NA	0	
Total Non-Promoter- Non Public Shareholding (C) = C1+(C)2			0	0	0	0	0.0000	0	0	0	0.0000	0	0.0000	NA	0	

