

178757,8,9

ANSAL API

Building lifestyles since 1967

Ref. No: API/SECY/S-83/2015

Date: 14/07/2015

National Stock Exchange
of India Ltd
Exchange Plaza,
Bandra-Kurla Complex,
Bandra (East)
Mumbai - 400 051

The Delhi Stock Exchange
Association Ltd.
D.S.E. House,
Turkman Gate,
3/1, Asaf Ali Road,
New Delhi - 110 002

Bombay Stock
Exchange Limited
25th Floor,
P. J. Towers,
Dalal Street,
Mumbai - 400 001

Dear Sir,

Company No. : 4759
ISIN No. : INE.436A01026

Sub: Submission of Shareholding Pattern for the quarter ended on 30.06.2015

We are enclosing herewith Shareholding Pattern of the Company pursuant to Clause 35 of Listing Agreement for the quarter ended 30th June, 2015 (Marked as **Annexure-A**)


Further please note that 15,69,015 (0.996%) number of Equity shares held by M/s Chiranjiv Investments Private Limited, {Part of Promoters/Promoter group of the Company}, are pledged with M/s. Anand Rathi Global Private Limited, by way of transfer.

Kindly acknowledge receipt.

Thanking you,

Yours faithfully,
for Ansal Properties & Infrastructure Ltd.


(Amitav Ganguly)
Sr. Group Company Secretary



Encl: as above.

Ansal Properties & Infrastructure Ltd.

(An ISO 14001 : 2004 & OHSAS 18001 : 2007)

115, Ansal Bhawan, 16, Kasturba Gandhi Marg, New Delhi - 110 001

Tel. : 23353550, 66302268 / 69 / 70 / 72, Fax : 011 - 23322009

Website : www.ansalapi.com

CIN- L45101DL1967PLC004759

ANSAL PROPERTIES AND INFRASTRUCTURE LTD.

(I)(a) Statement showing Shareholding Pattern

Name of the Company:		: ANSAL PROPERTIES & INFRASTRUCTURE LTD.	
Scrip Code, Name of the scrip, class of security : 500013, ANSALINFR (BSE)/ ANSALAPI (NSE), EQUITY SHARES			
Quarter ended		: 30 th June, 2015	
Partly paid-up shares:-	No. of partly paid-up shares	As a % of total no. of partly paid-up shares	As a % of total no. of shares of the company
<i>Held by promoter/promoter group</i>	NIL	NIL	NIL
<i>Held by public</i>	NIL	NIL	NIL
Total	NIL	NIL	NIL
Outstanding convertible securities:-	No. of outstanding securities	As a % of total no. of outstanding convertible securities	As a % of total no. of shares of the company, assuming full conversion of the convertible securities
<i>Held by promoter/promoter group</i>	NIL	NIL	NIL
<i>Held by public</i>	NIL	NIL	NIL
Total	NIL	NIL	NIL
Warrants:-	No. of warrants	As a % of total no. of warrants	As a % of total no. of shares of the company, assuming full conversion of warrants
<i>Held by promoter/promoter group</i>	NIL	NIL	NIL
<i>Held by public</i>	NIL	NIL	NIL
Total	NIL	NIL	NIL
Total paid-up capital of the company, assuming full conversion of warrants and convertible securities.	NIL	NIL	NIL


Ansal Properties & Infrastructure Ltd.

(An ISO 14001 : 2004 & OHSAS 18001 : 2007)


115, Ansal Bhawan, 16 , Kasturba Gandhi Marg, New Delhi - 110 001

Tel. : 23353550, 66302268 / 69 / 70 / 72, Fax : 011 - 23322009

Website : www.ansalapi.com

CIN- L45101DL1967PLC004759

Category Code	Category of shareholder	No. of shareholders	Total No. of shares	No. of shares held in dematerialized form	Total shareholding as a percentage of total number of shares		Shares pledged or otherwise encumbered	
					As a percentage of (A+B) ¹	As a percentage of (A+B+C)	No. of Shares	As a percentage (IX) = (VIII)/(IV)*100
(I)	(II)	(III)	(IV)	(V)	(VI)	(VII)	(VIII)	(IX)
(A)	Shareholding of Promoter and Promoter Group²							
(1)	Indian							
(a)	Individuals/Hindu Undivided family	9	50841099	50841099	32.29957	32.29957	17962951	28.06406
(b)	Central Government/ State Government (s)	-	-	-	-	-	-	-
(c)	Bodies Corporate	10	26403401	26403401	16.77420	16.77420	25499634	96.5771
(d)	Financial Institutions/Banks	-	-	-	-	-	-	-
(e)	Any other(specify)	-	-	-	-	-	-	-
	Sub-Total(A)(1)	19	77244500	77244500	49.07377	49.07377	43462585	56.2663
(2)	Foreign							
(a)	Individuals(Non Resident Individuals/Foreign individuals)	-	-	-	-	-	-	-
(b)	Bodies Corporate	-	-	-	-	-	-	-
(c)	Institutions	-	-	-	-	-	-	-
(d)	Any other (specify)	-	-	-	-	-	-	-
	Sub-Total(A)(2)	0	0	0	0	0		
	Total shareholding of Promoter and Promoter Group(A)= A(1)+A(2)	19	77244500	77244500	49.07377	49.07377	43462585	56.2663




¹ For determining public shareholding for the purpose of Clause 40A.

² For definitions of "Promoter" and "Promoter Group", refer to Clause 40A.


Category Code (I)	Category of shareholders (II)	No. of shareholders (III)	Total No. of shares (IV)	No. of shares held in dematerialized form (V)	Total shareholding as a percentage of total number of shares		Shares pledged or otherwise encumbered	
					As a percentage of (A+B) ¹ (VI)	As a percentage of (A+B+C) (VII)	No. of Shares (VIII)	As a percentage (IX)=(VIII)/(IV)*100 (IV)*100
(B)	Public shareholding³						N. A.	N. A.
(1)	Institutions							
(a)	Mutual Funds/UTI	2	2600	1200	0.00165	0.00165	-	-
(b)	Financial Institutions/Banks	12	4475736	4473936	2.84345	2.84345	-	-
(c)	Central Government/State Government(s)	0	0	0	0	0	-	-
(d)	Venture Capital Funds	0	0	0	0	0	-	-
(e)	Insurance Companies	0	0	0	0	0	-	-
(f)	Foreign Institutional Investors	10	15510146	15504746	9.85366	9.85366	-	-
(g)	Foreign Venture Capital Investors	0	0	0	0	0	-	-
(h)	Any other(Specify)	-	-	-	-	-	-	-
	Sub-Total(B)(1)	24	19988482	19979882	12.69876	12.69876	-	-
(2)	Non-institutions						N.A.	N.A.
(a)	Bodies Corporate	642	12705284	12687734	8.07172	8.07172	-	-
(b)	Individuals-							
	i) Individual shareholders holding nominal share capital upto Rs.1 lakh	41328	16294426	14994709	10.35192	10.35192	-	-
	ii) Individual shareholders holding nominal share capital in excess of Rs.1 lakh.	140	22425251	22425251	14.24686	14.24686	-	-
(c)	Any other (Specify):-							
	1. Trusts	0	0000	0000	0.00000	0.00000	-	-
	2. Directors & their relatives.	6	216924	216924	0.13781	0.13781	-	-
	3. Non Resident Indians	452	966777	966722	0.61412	0.61412	-	-
	4. Overseas Corporate Bodies	02	11	11	0.00000	0.00000	-	-
	5. Clearing Members	109	458733	458733	0.29143	0.29143	-	-
	6. Hindu Undivided families	207	190633	190633	0.12119	0.12119	-	-
	7.Foreign Corporate Bodies	05	6913855	6913855	4.39241	4.39241	-	-
	Sub-Total(B)(2)	42891	60171894	58854572	38.22746	38.22746	-	-

³ For definitions of "Public Shareholding", refer to Clause 40A



Category Code	Category of shareholders	No. of shareholders	Total No. of shares	No. of shares held in dematerialized form	Total shareholding as a percentage of total number of shares		Shares pledged or otherwise encumbered	
					As a percentage of (A+B) ¹	As a percentage of (A+B+C)	No. of Shares	As a percentage (IX) = (VIII)/(IV)*100
(I)	(II)	(III)	(IV)	(V)	(VI)	(VII)	(VIII)	(IX)
	Total Public Shareholding(B)= (B)(1)+(B)(2)	42915	80160376	78834454	50.92623	50.92623	N.A.	N.A.
	Total (A)+(B)	42934	157404876	156078954	100.00000	100.00000	-	-
(C)	Shares held by Custodians and against which Depository receipts have been issued	-	-	-	-	-	N.A.	N.A.
	GRAND TOTAL ((A)+(B)+(C))	42934	157404876	156078954	100.00000	100.00000	43462585	27.61197

N.A. – Not Applicable



(I)(b) STATEMENT SHOWING HOLDING OF SECURITIES(INCLUDING SHARES, WARRANTS, CONVERTIBLE SECURITIES) OF PERSONS BELONGING TO THE CATEGORY "PROMOTER AND PROMOTER GROUP"

S.No	Name of the shareholder	Details of Shares held		Encumbered shares (*)			Details of warrants		Details of convertible securities		Total shares (including underlying shares assuming full conversion of warrants and convertible securities as a % of diluted share capital
		Number of shares held	As a % of grand total (A) + (B) + (C)	No.	As percentage (VI) = (V)/(III)*100	As a % of grand total (A)+ (B)+ (C) of sub-clause (I)(a) (VII)	Number of warrants held	As a % total number of warrants of the same class	Number of convertible securities held	As a % total number of convertible securities of the same class	
(I)	(II)	(III)	(IV)	(V)	(VI)		(VIII)	(IX)	(X)	(XI)	(XII)
1	Smt. Sheetal Ansal	5882800	3.73737	0	0	0	-	-	-	-	-
2	Shri Pranav Ansal	7971850	5.06455	7971850	100.00000	5.06455	-	-	-	-	-
3	Smt. Kusum Ansal	8642223	5.49044	0	0	0	-	-	-	-	-
4	Amba Bhawani Properties Pvt. Ltd.	5981267	3.79993	5200000	86.93810	3.30358	-	-	-	-	-
5	Chiranjiv Investments Pvt. Ltd.	7500000	4.76478	7500000	100.00000	4.76478	-	-	-	-	-
6	Sithir Housing & Const.Pvt. Ltd.	1693200	1.07570	1693200	100.0000	1.07570	-	-	-	-	-
7	New Line Properties & Consultants Pvt. Ltd.	757570	0.48129	675570	89.17592	0.42919	-	-	-	-	-
8	Delhi Towers & Estates Pvt. Ltd.	92300	0.05864	92300	100.00000	0.05864	-	-	-	-	-
9	Prime Maxi Promotion Services Pvt. Ltd.	1997800	1.26921	1997800	100.00000	1.26921	-	-	-	-	-
10	Apna Ghar Properties Pvt. Ltd.	8340764	5.29892	8340764	100.00000	5.29892	-	-	-	-	-
11	Km. Anushka Ansal U/G Shri Pranav Ansal	1731000	1.09971	631000	36.45292	0.40088	-	-	-	-	-
12	Master Ayush Ansal U/G Shri Pranav Ansal	1589900	1.01007	0	0	0	-	-	-	-	-
13	Shri Sushil Ansal	14340225	9.11041	0	0	0	-	-	-	-	-
14	Pranav Ansal & Son (HUF)	7110101	4.51708	7110101	100.00000	4.51708	-	-	-	-	-
15	Sushil Ansal & Son (HUF)	3573000	2.26994	2250000	62.97229	1.42944	-	-	-	-	-
16	Sky Scraper Infraprojects (P) Ltd.	10500	0.00667	0	0.00000	0.00000	-	-	-	-	-
17	Orchid Realtech (P) Ltd.	30000	0.01906	0	0.00000	0.00000	-	-	-	-	-
	TOTAL	77244500	49.07377	43462585	56.2663	27.61197	-	-	-	-	-

(*) The term "encumbrance" has the same meaning as assigned to it in regulation 28(3) of the SAST Regulation, 2011



(D)(c)(i) STATEMENT SHOWING HOLDING OF SECURITIES (INCLUDING SHARES, WARRANTS, CONVERTIBLE SECURITIES) OF PERSONS BELONGING TO THE CATEGORY "PUBLIC" AND HOLDING MORE THAN 1% OF THE TOTAL NUMBER OF SHARES.

Sr. No	Name of the shareholder	Number of shares held	Shares as a percentage of total number of shares {i.e. Grand Total (A)+(B)+(C) indicated in Statement at para (D)(a) above}	Details of warrants		Details of convertible securities		Total shares (including underlying shares assuming full conversion of warrants and convertible securities) as a % of diluted share capital
				Number of warrants held	As a % total number of warrants of the same class	Number of Convertible securities held	% w.r.t total number of convertible securities of the same class	
1.	Life Insurance Corporation of India Ltd.	2292677	1.45655	—	—	—	—	—
2.	QVT Mauritius West Fund	5113008	3.24832	—	—	—	—	—
3.	Lotus Global Investments Ltd.	3278797	2.08303	—	—	—	—	—
4.	Deutsche Securities Mauritius Limited.	1701334	1.08086	—	—	—	—	—
5.	Nomura Singapore Ltd.	7087359	4.50263	—	—	—	—	—
6.	Mr. Akash Bhanshali	2977900	1.89187	—	—	—	—	—
7.	DB International (Asia) Ltd.	1699878	1.07994	—	—	—	—	—
	TOTAL	24150953	15.34320	—	—	—	—	—



(I)(c)(ii) STATEMENT SHOWING HOLDING OF SECURITIES (INCLUDING SHARES, WARRANTS, CONVERTIBLE SECURITIES) OF PERSONS(TOGETHER WITH PAC) BELONGING TO THE CATEGORY "PUBLIC" AND HOLDING MORE THAN 5% OF THE TOTAL NUMBER OF SHARES OF THE COMPANY.

Sr. No	Name(s) of the shareholder(s) and the Persons Acting in Concert (PAC) with them	Number of shares	Shares as a percentage of total number of shares {i.e. Grand Total (A)+(B)+(C) indicated in Statement at para (I)(a) above}	Details of warrants		Details of convertible securities		Total shares (including underlying shares assuming full conversion of warrants and convertible securities as a % of diluted share capital)
				Number of warrants	As a % total number of warrants of the same class	Number of Convertible securities held	% w.r.t total number of convertible securities of the same class	
	NIL	NIL	NIL	—	—	—	—	—
	TOTAL	NIL	NIL	—	—	—	—	—

(I)(d) STATEMENT SHOWING DETAILS OF LOCKED - IN SHARES.


Sr. No.	Name of the shareholder	*Category of shareholders (Promoters/ Public)	Number of locked-in shares	Locked -in shares as a percentage of total number of shares(i.e. Grade Total (A)+(B)+(C) indicated in Statement at para (I) (a) above)
	NIL	NIL	NIL	NIL
	TOTAL	NIL	NIL	NIL

(II)(a) STATEMENT SHOWING DETAILS OF DEPOSITORY RECEIPTS (DRs).

Sr.No.	Type of outstanding DR (ADRs,GDRs,SDRs, etc.	Number of outstanding DRs	Number of shares underlying outstanding DRs	Shares underlying outstanding DRs as a percentage of total number of shares (i.e. Grand Total(A)+(B)+(C) indicated in statement at para (I)(a) above
1.	NIL	NIL	NIL	0.00
2.				
	TOTAL	0	0	0.00

(II)(b) STATEMENT SHOWING HOLDING OF DEPOSITORY RECEIPTS(DRs), WHERE UNDERLYING SHARES ARE IN EXCESS OF 1% OF THE TOTAL NUMBER OF SHARES.

Sr. No.	Name of the DR Holder	Type of outstanding DR (ADRs, GDRs, SDRs,etc.)	Number of Shares underlying outstanding DRs	Shares underlying outstanding DRs as a percentage of total number of shares (i.e. Grand Total(A)+(B)+(C) indicated in statement at Para (I) (a) above)
1.	NIL	NIL	NIL	0.00
	TOTAL	0	0	0.00



(III) (a) STATEMENT SHOWING THE VOTING PATTERN OF SHAREHOLDERS, IF MORE THAN ONE CLASS OF SHARES/ SECURITIES IS ISSUED BY THE ISSUER.

Category	Category of shareholder	Number of Voting Rights held in each class of securities			Total Voting Rights (III+IV+V)	Total Voting rights i.e. (VI)	
		Class X	Class Y	Class Z		As a percentage of (A+B)	As a percentage of (A+B+C)
(I)	(II)	(III)	(IV)	(V)	(VI)	(VII)	(VIII)
(A)	Promoter and Promoter Group	N.A.	N.A.	N.A.	N.A.	N.A.	N.A.
(1)	Indian						
(a)	Individuals/ Hindu Undivided Family						
(b)	Central Government/ State Government(s)						
(c)	Bodies Corporate						
(d)	Financial Institutions/ Banks						
(e)	Any Other (specify)						
	Sub-Total (A)(1)						
(2)	Foreign						
(a)	Individuals (Non-Resident Individuals/ Foreign Individuals)						
(b)	Bodies Corporate						
(c)	Institutions						
(d)	Any Other (specify)						
	Sub-Total (A)(2)						
	Total Shareholding of Promoter and Promoter Group (A)= (A)(1)+(A)(2)	N.A.	N.A.	N.A.	N.A.	N.A.	N.A.

